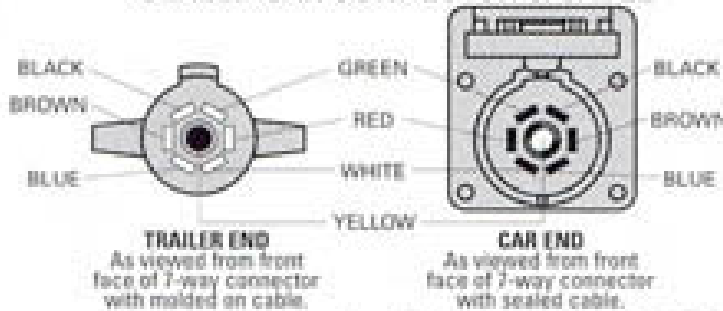
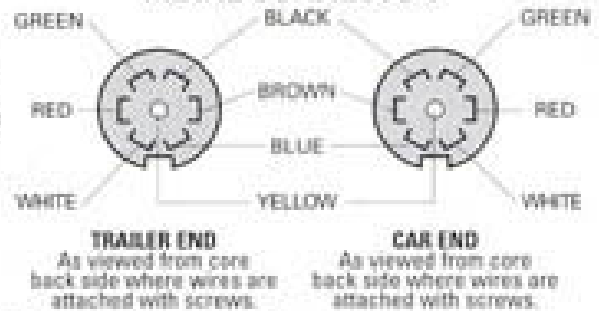


## 7-WAY CONNECTOR WIRING DIAGRAM

### 7-WAY MOLDED TRAILER/ SEALED CAR CONNECTOR & CABLE



### 7-WAY THERMO-PLASTIC/ METAL CONNECTOR

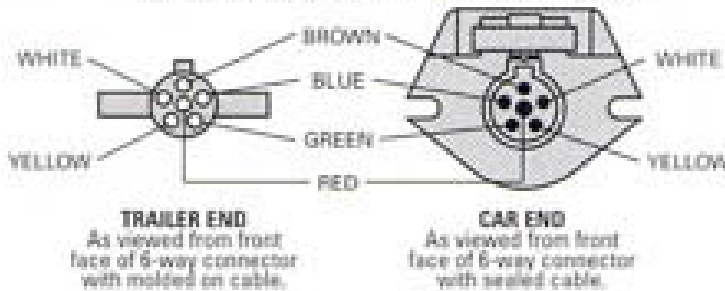


## 7 - W A Y   W I R I N G   I N D E X

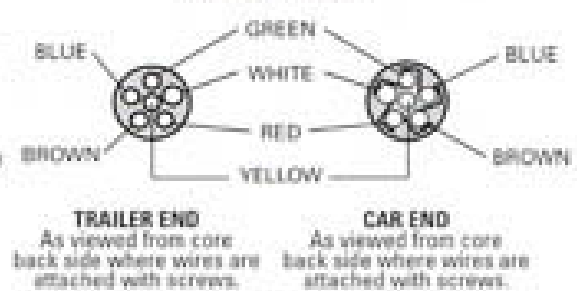
Wire Color & Gauge	Molded Trailer/Sealed Car Connector Terminal	Thermo-Plastic/Metal Connector Terminal
White / 10 gauge	Common Ground	#1 Common Ground
Blue / 12 gauge	Electric Brake	#2 Electric Brake
Green / 14 gauge	Tail & License	#3 Tail & License
Black / 10 gauge	Battery Charge	#4 Battery Charge
Red / 14 gauge	Left Stop & Turn	#5 Left Stop & Turn
Brown / 14 gauge	Right Stop & Turn	#6 Right Stop & Turn
Yellow / 14 gauge	Center Auxilliary	#7 Center Auxilliary

## 6-WAY CONNECTOR WIRING DIAGRAM

### 6-WAY MOLDED TRAILER/ SEALED CAR CONNECTOR & CABLE



### 6-WAY ZINC DIE-CAST CONNECTOR

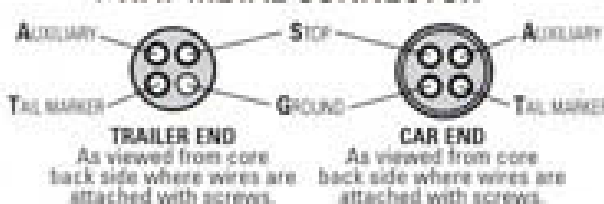


## 6 - W A Y   W I R I N G   I N D E X

Wire Color & Gauge	Molded Trailer/Sealed Car Connector Terminal	Zinc Die-Cast Connector Terminal
White / 10/14 gauge	Common Ground	GD - Common Ground
Blue / 10/14 gauge	Electric Brake	S - Electric Brake
Green / 14 gauge	Right Stop & Turn	TM - Tail & License
Red / 10/14 gauge	Auxiliary	LT - Left Stop & Turn
Brown / 14 gauge	Tail & License	RT - Right Stop & Turn
Yellow / 14 gauge	Left Stop & Turn	A - Auxiliary

## 4-WAY CONNECTOR WIRING DIAGRAM

### 4-WAY METAL CONNECTOR



### 4-WAY FLAT CONNECTOR

